

Posing Tips for Groups

3 Keys to Group Posing:

1. Uneven Posing
2. Form Triangles
3. Show Relationships or Connections

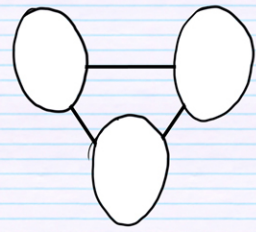
Group

Posing Tips:

When heads are close, the eyes of one person should be about the level of the mouth of the second person.

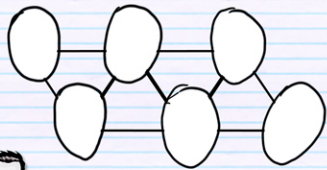
Couple

Posing Tips:



Form

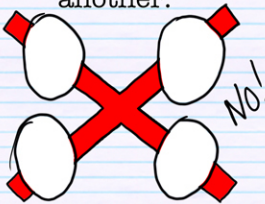
Triangles



Form

Triangles

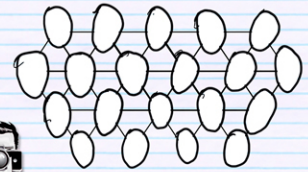
Do not place one head directly above another.



Group

Posing Tips:

Build different levels and form triangles.



Group

Posing Tips:

Make connections.

Regardless of age and sex, place heavier persons behind smaller persons.

Group

Posing Tips:

Walk toward the camera

